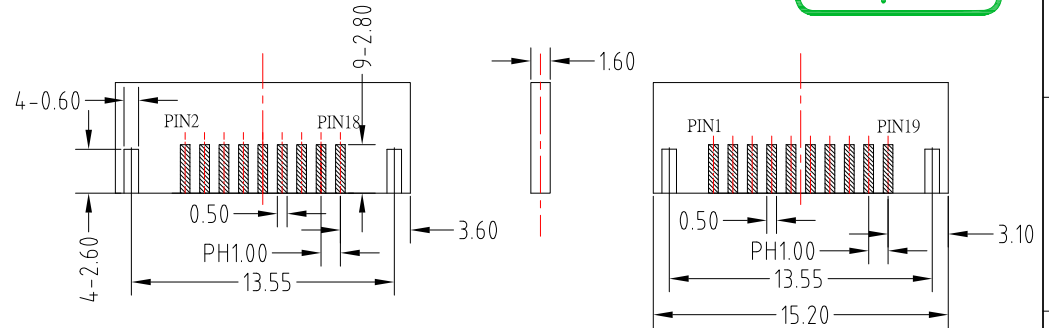
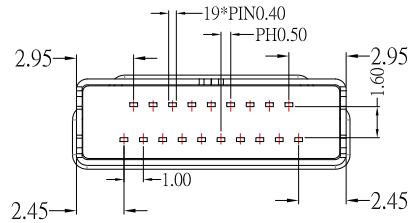


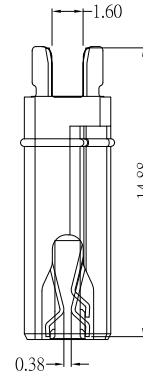
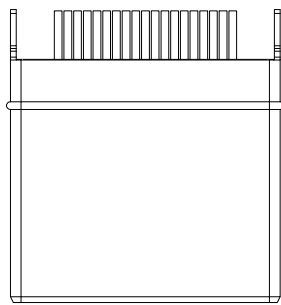
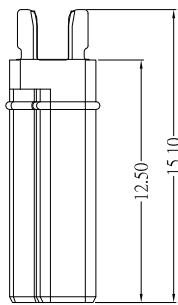
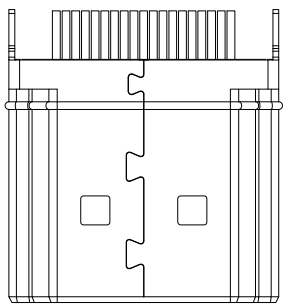


HDMI-19APL2xx-S165

外殼材質:	外殼電鍍材質:
Blank : SPCC	Blank : Au
C : BRASS	NI : Nickel



PCB LAYOUT



SPECIFICATIONS :

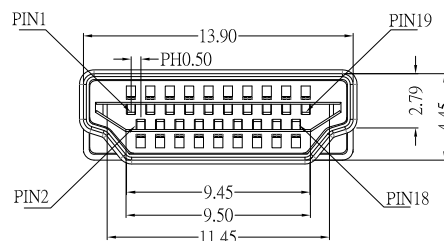
1. INSERTION FORCE : 44.1N MAX
2. WITHDRAWAL FORCE : 9.8~39.2N
3. DURABILITY : 10,000 cycles
4. CURRENT RATING : 0.5A
5. VOLTAGE RATING : 40V AC MAX
6. DIELECTRIC STRENGTH : 500V AC MIN
7. CONTACT RESISTANCE : 30 mΩ MAX
8. INSULATION RESISTANCE : 100 MΩ MIN
9. OPERATING TEMPERATURE : -25°C ~ +85°C

MATERIAL:

1. HOUSING: LCP
2. CONTACT: PHOSPHOR BRONZE
3. SHELL: SPCC

FINISH:

- 1.CONTACT: PLATED GOLD IN MATING AREA ;
TIN PLATED ON SOLDER BALLS
NICKEL UNDER PLATED OVERALL
2. SHELL: GOLD OR NICKEL UNDER PLATED SURFACE LAYER



13	新增材質表	Jack	040622
12	更新選項代碼	Jack	052620
11	更新樣式	Jack	092619
10	更新樣式	Jack	092419
9	更新圖面	Jack	011019
8	新增PIN編號	Jack	042717
7	更新外殼接縫樣式	Jack	101415
6	新增PCB LAYOUT尺寸	Jack	112414
5	新增PCB LAYOUT尺寸	Jack	112014
4	更新料號及新增外殼材質和鍍層選項	Jack	111214
3	新增PCB LAYOUT	Jack	050714
2	更新圖面	Jack	030714
1	更新為A0版	Jack	011314
ITEM NO.	DESCRIPTION	DRAWN	DATE



TOLERANCE UNLESS OTHERWISE STATED :
 Up to 5 ±0.2
 Above 5 ~ 15 ±0.3
 Above 15 ~ 30 ±0.4
 Above 30 ~ 50 ±0.5
 Angle ±0.3

3RD. ANGEL'S



UNITS MM

DRAWN BY:	DATE	MAT'L	TITLE	CONNECTOR
Jack Lu	04/06/22			
CHECKED BY:	DATE	FINISH	MODLE	HDMI A TYPE 夾板公頭 板厚:1.6mm
Jacky Chen	04/06/22			
APPROVED BY:	DATE	SCALE	DWG NO.	HDMI-19APL2xx-S165
Tony Kao	04/06/22	1 : 1		
		SHEET NO.	PART NO.	HDMI-19APL2xx-S165
		1 of 1		
			SIZE	A4
			VER	R13